

# Windows 7/Vista Install

## User Account Control

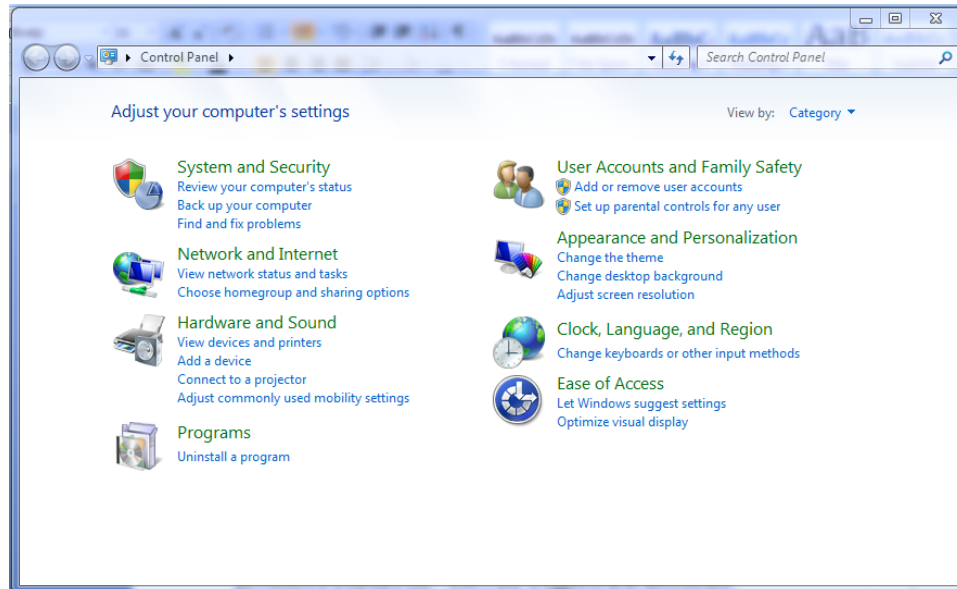
User Account Control must be turned off prior to installing our software. Our software uses Microsoft SQL Server Express for the database engine. Microsoft SQL Server Express cannot be installed or run with User Account Control on.

### What is User Account Control? (Excerpted from Windows 7 Help)

User Account Control (UAC) is a feature in Windows that can help you stay in control of your computer by informing you when a program makes a change that requires administrator-level permission. UAC works by adjusting the permission level of your user account. If you're doing tasks that can be done as a standard user, such as reading e-mail, listening to music, or creating documents, you have the permissions of a standard user—even if you're logged on as an administrator.

### Instructions to Turn User Account Control OFF

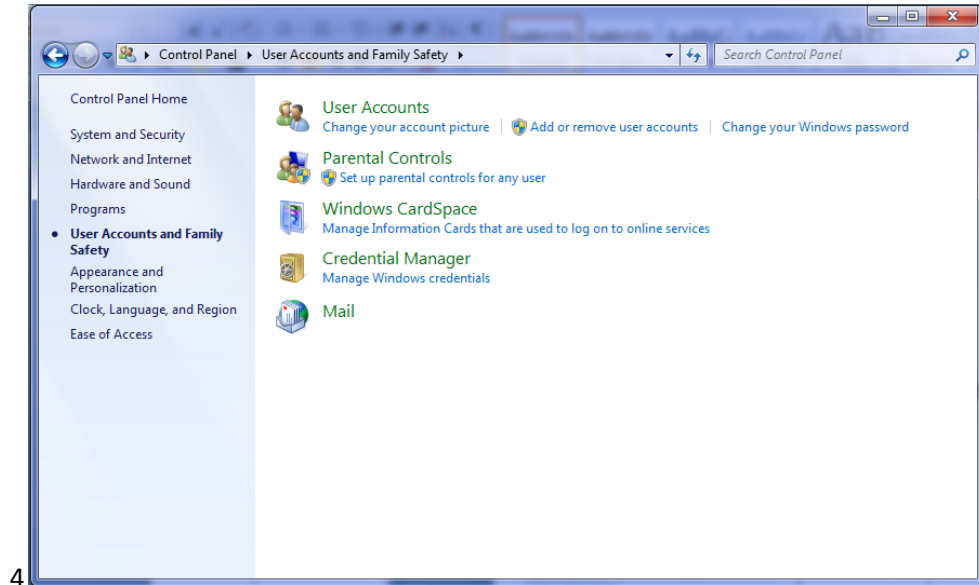
1. Exit all programs.
2. Display the Control Panel. The Windows are displayed from Windows 7, but they are virtually the same in Vista.



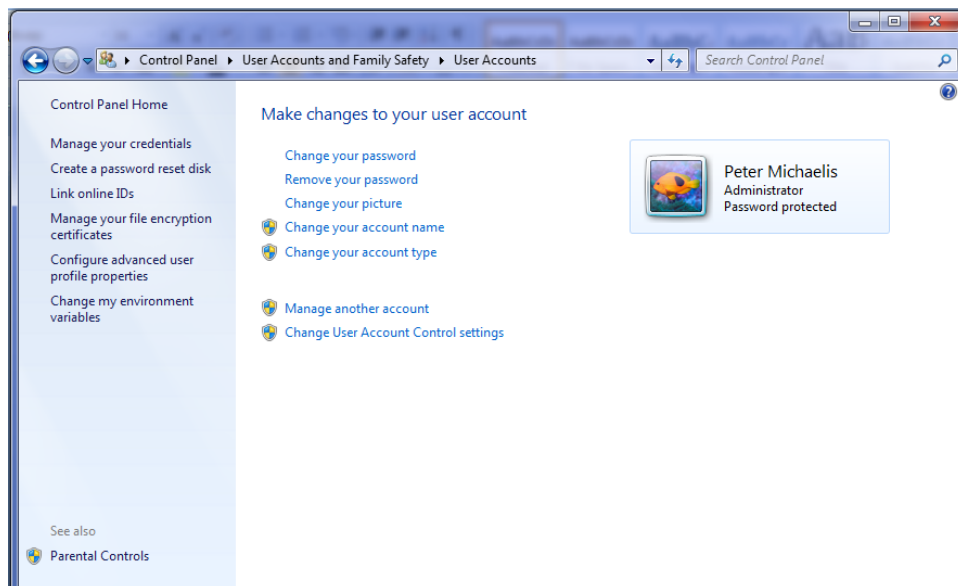
3. Click on the User Accounts and Family Safety Link in the top right corner of the Control Panel. The window will below will be displayed.

# FleetWise Software

---



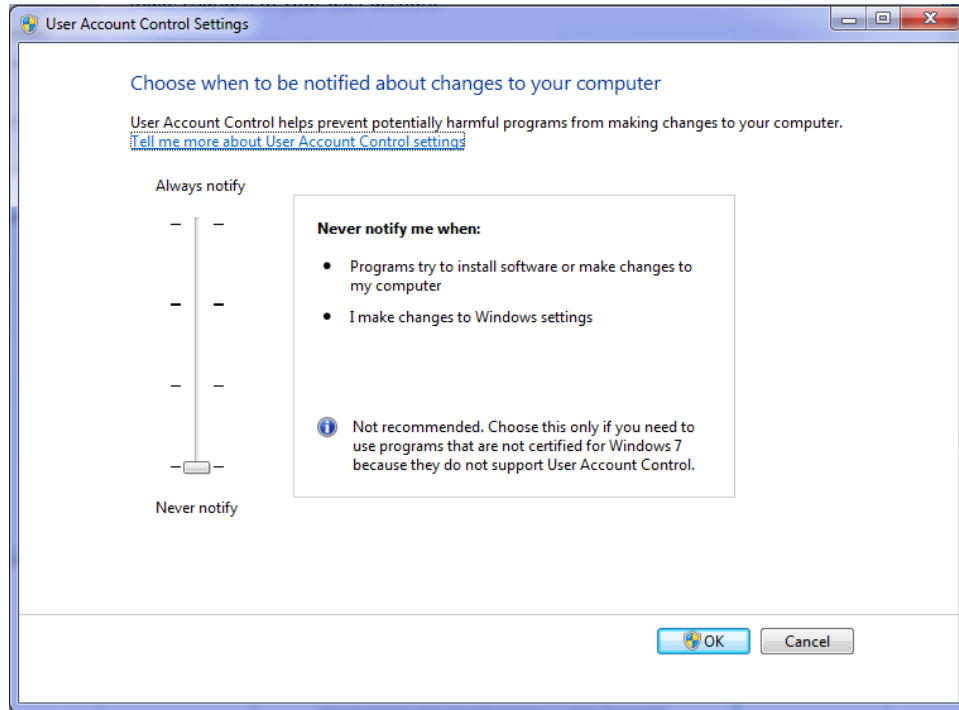
4. Click on the User Accounts Link at the top of the window. The window will below will be displayed.



5. Click on the Change User Account Control Settings link at the bottom of the window. The window below will be displayed.

# FleetWise Software

---



6. Slide the control at the left to the bottom – Never Notify. In Windows Vista, remove the check mark from the User Account Control check box. Then click on the OK button.
7. You will be prompted to restart your computer. You must do this before running the software.
8. Please call 800.296.2609 for assistance or for help with the demo.